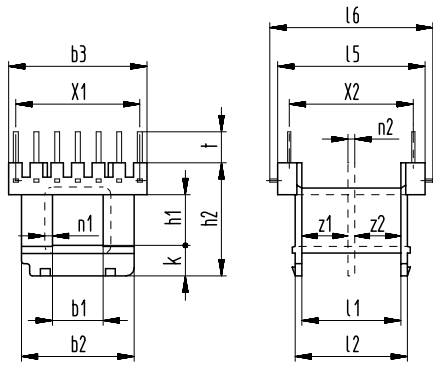


Sketch with main dimensions



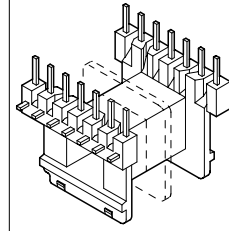
For PCB mounting and SMD technique.

Only fully fitted available.

Standard material PA 6.6 - 30 H,
for SMD versions we recommend PPS material.

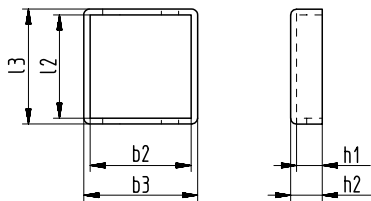
ST
with molded-in pins 0,4 x 0,6 mm

SMD



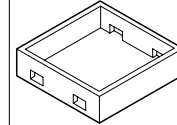
z1	z2	b1	b2	b3	h1	h2	k	l1	l2	l5	l6	n1	n2	t	X1	X2	X3	Type	Art. No.	
$\pm 0,1$	$\pm 0,1$	$\pm 0,1$	$\pm 0,2$	$\pm 0,2$	$\pm 0,1$	$\pm 0,2$	$\pm 0,2$	$\pm 0,2$	$\pm 0,2$	$\pm 0,2$	$\pm 0,3$	+0,2	$\pm 0,1$	$\pm 0,2$	$\pm 0,2$	$\pm 0,2$				
-	-	6,1	13,8	17	6,1	13,9	3,8	12,5	13,7	18,1	21	0,6	-	3,8 (6,4)	6x2,54	15,24	2x7	EE 20/6,1/1 ST	Wz 7779/1 ST	3524

Sketch with main dimensions



Snap-on cap for automatic fitting, matching bobbins:
EE 20 - Wz 7779/ST

Pick & Place - cap



b2	b3	h1	h2	l2	l3	Type	Art. No.	
$\pm 0,1$	$\pm 0,1$	$\pm 0,1$	$\pm 0,1$	$\pm 0,1$	$\pm 0,1$			
13,9	15,4	2,2	2,9	13,9	15,4	EE 20	Wz 7826	3565

ⓘ X3 = max. number of slots or terminals