

DATA SHEET

ER14.5/3/7

Planar ER cores and accessories

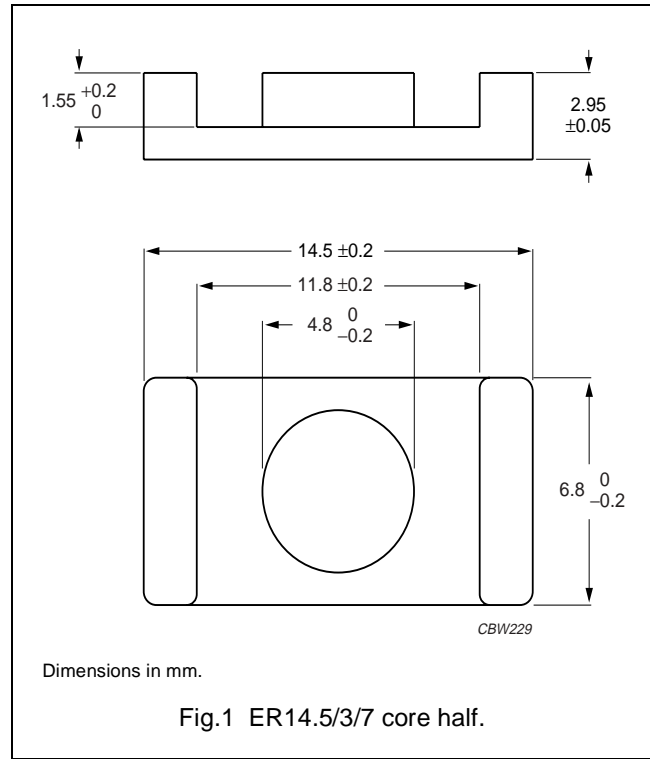
Supersedes data of February 2002

2004 Sep 01

CORE SETS

Effective core parameters

SYMBOL	PARAMETER	VALUE	UNIT
$\Sigma(l/A)$	core factor (C1)	1.08	mm ⁻¹
V_e	effective volume	333	mm ³
l_e	effective length	19.0	mm
A_e	effective area	17.6	mm ²
A_{min}	minimum area	17.3	mm ²
m	mass of core half	≈ 0.9	g



Core sets for general purpose transformers and power applications

Clamping force for A_L measurements, 10 ± 5 N.

GRADE	A_L (nH)	μ_e	AIR GAP (μm)	TYPE NUMBER
3C92 des	1250 ± 25%	≈ 1070	≈ 0	ER14.5/3/7-3C92-S
3C93 des	1400 ± 25%	≈ 1200	≈ 0	ER14.5/3/7-3C93-S
3C94	100 ± 3%	≈ 86	≈ 250	ER14.5/3/7-3C94-A100-S
	160 ± 5%	≈ 137	≈ 150	ER14.5/3/7-3C94-A160-S
	250 ± 8%	≈ 215	≈ 90	ER14.5/3/7-3C94-A250-S
	1600 ± 25%	≈ 1370	≈ 0	ER14.5/3/7-3C94-S
3C96 des	1500 ± 25%	≈ 1290	≈ 0	ER14.5/3/7-3C96-S
3F3	100 ± 3%	≈ 86	≈ 250	ER14.5/3/7-3F3-A100-S
	160 ± 5%	≈ 137	≈ 150	ER14.5/3/7-3F3-A160-S
	250 ± 8%	≈ 215	≈ 90	ER14.5/3/7-3F3-A250-S
	1400 ± 25%	≈ 1200	≈ 0	ER14.5/3/7-3F3-S
3F35 prot	1150 ± 25%	≈ 990	≈ 0	ER14.5/3/7-3F35-S
3F4 des	100 ± 3%	≈ 86	≈ 240	ER14.5/3/7-3F4-A100-S
	160 ± 5%	≈ 137	≈ 130	ER14.5/3/7-3F4-A160-S
	250 ± 8%	≈ 215	≈ 70	ER14.5/3/7-3F4-A250-S
	850 ± 25%	≈ 730	≈ 0	ER14.5/3/7-3F4-S
3F45 prot	850 ± 25%	≈ 730	≈ 0	ER14.5/3/7-3F45-S

Planar ER cores and accessories

ER14.5/3/7

Core sets of high permeability grades

Clamping force for A_L measurements.

GRADE	A_L (nH)	μ_e	AIR GAP (μm)	TYPE NUMBER
3E6	7900 +40/-30%	≈ 6800	≈ 0	ER14.5/3/7-3E6-S

Properties of core sets under power conditions

GRADE	B (mT) at	CORE LOSS (W) at			
	H = 250 A/m; f = 25 kHz; T = 100 °C	f = 100 kHz; $\hat{B} = 100$ mT; T = 100 °C	f = 100 kHz; $\hat{B} = 200$ mT; T = 100 °C	f = 400 kHz; $\hat{B} = 50$ mT; T = 100 °C	f = 500 kHz; $\hat{B} = 50$ mT; T = 100 °C
3C92	≥ 370	≤ 0.032	≤ 0.2	–	–
3C93	≥ 320	$\leq 0.032^{(1)}$	$\leq 0.2^{(1)}$	–	–
3C94	≥ 320	≤ 0.032	≤ 0.2	–	–
3C96	≥ 340	≤ 0.025	≤ 0.16	≤ 0.06	≤ 0.13
3F3	≥ 300	≤ 0.043	–	≤ 0.061	–
3F35	≥ 300	–	–	≤ 0.03	≤ 0.045
3F4	≥ 250	–	–	–	–

1. Measured at 140 °C.

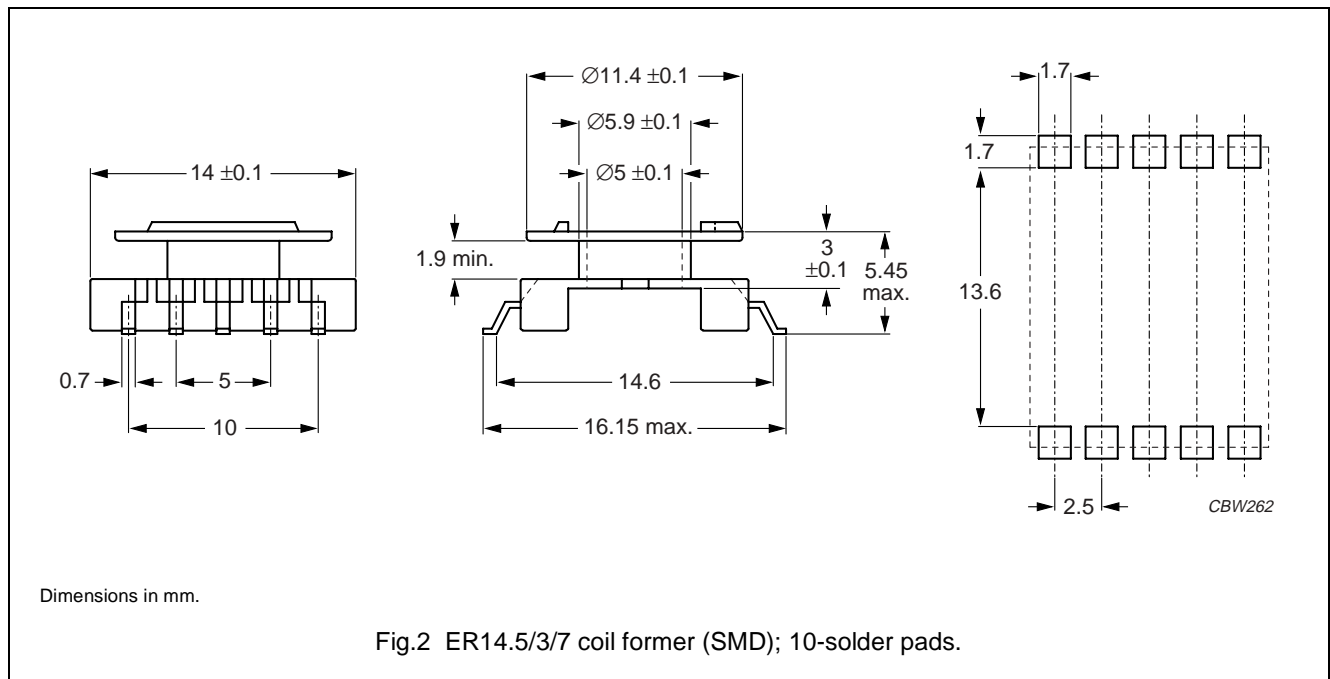
Properties of core sets under power conditions (continued)

GRADE	B (mT) at	CORE LOSS (W) at			
	H = 250 A/m; f = 25 kHz; T = 100 °C	f = 500 kHz; $\hat{B} = 100$ mT; T = 100 °C	f = 1 MHz; $\hat{B} = 30$ mT; T = 100 °C	f = 1 MHz; $\hat{B} = 50$ mT; T = 100 °C	f = 3 MHz; $\hat{B} = 10$ mT; T = 100 °C
3C92	≥ 370	–	–	–	–
3C93	≥ 320	–	–	–	–
3C94	≥ 320	–	–	–	–
3C96	≥ 340	–	–	–	–
3F3	≥ 300	–	–	–	–
3F35	≥ 300	≤ 0.35	–	–	–
3F4	≥ 250	–	≤ 0.1	–	≤ 0.16
3F45	≥ 250	–	≤ 0.67	≤ 0.17	≤ 0.12

COIL FORMERS

General data

PARAMETER	SPECIFICATION
Coil former material	liquid crystal polymer (LCP), glass reinforced, flame retardant in accordance with "UL 94V-0"; UL file number E54705(M)
Pin material	copper-tin alloy (CuSn), tin (Sn) plated
Maximum operating temperature	155 °C, "IEC 60085", class F
Resistance to soldering heat	"IEC 60068-2-20", Part 2, Test Tb, method 1B: 350 °C, 3.5 s
Solderability	"IEC 60068-2-20", Part 2, Test Ta, method 1: 235 °C, 2 s



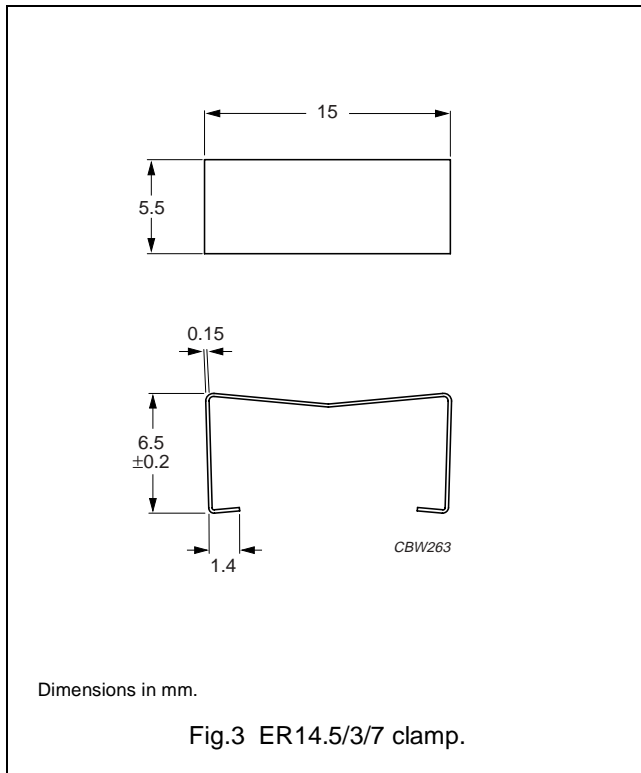
Winding data for ER14.5/3/7 coil former (SMD) with 10 solder pads

NUMBER OF SECTIONS	WINDING AREA (mm ²)	MINIMUM WINDING WIDTH (mm)	AVERAGE LENGTH OF TURN (mm)	TYPE NUMBER
1	5.1	1.9	27	CPVS-ER14.5-1S-10P-Z

MOUNTING PARTS

General data and ordering information

ITEM	REMARKS	FIGURE	TYPE NUMBER
Clamp	stainless steel (CrNi)	3	CLM-ER14.5



Planar ER cores and accessories

ER14.5/3/7




DATA SHEET STATUS DEFINITIONS

DATA SHEET STATUS	PRODUCT STATUS	DEFINITIONS
Preliminary specification	Development	This data sheet contains preliminary data. Ferroxcube reserves the right to make changes at any time without notice in order to improve design and supply the best possible product.
Product specification	Production	This data sheet contains final specifications. Ferroxcube reserves the right to make changes at any time without notice in order to improve design and supply the best possible product.

DISCLAIMER

Life support applications — These products are not designed for use in life support appliances, devices, or systems where malfunction of these products can reasonably be expected to result in personal injury. Ferroxcube customers using or selling these products for use in such applications do so at their own risk and agree to fully indemnify Ferroxcube for any damages resulting from such application.

PRODUCT STATUS DEFINITIONS

STATUS	INDICATION	DEFINITION
Prototype		These are products that have been made as development samples for the purposes of technical evaluation only. The data for these types is provisional and is subject to change.
Design-in		These products are recommended for new designs.
Preferred		These products are recommended for use in current designs and are available via our sales channels.
Support		These products are not recommended for new designs and may not be available through all of our sales channels. Customers are advised to check for availability.